Cambridge International AS & A Level

Cambridge International Examinations
Cambridge International Advanced Subsidiary and Advanced Level

CHEMISTRY **9701/43**

Paper 4 A Level Structured Questions **October/November 2016**

MARK SCHEME

Maximum Mark: 100

Published

This mark scheme is published as an aid to teachers and candidates, to indicate the requirements of the examination. It shows the basis on which Examiners were instructed to award marks. It does not indicate the details of the discussions that took place at an Examiners' meeting before marking began, which would have considered the acceptability of alternative answers.

Mark schemes should be read in conjunction with the question paper and the Principal Examiner Report for Teachers.

Cambridge will not enter into discussions about these mark schemes.

Cambridge is publishing the mark schemes for the October/November 2016 series for most Cambridge IGCSE®, Cambridge International A and AS Level components and some Cambridge O Level components.

® IGCSE is the registered trademark of Cambridge International Examinations.

© UCLES 2016

Question	Answer	Mark
1(a)	Cu [Ar] $3d^{10}4s^1$ Cu^{2+} [Ar] $3d^9$ ($4s^o$)	1 1 **2**
1(b)(i)	**ligand** exchange / replacement / displacement / substitution	1 **1**
1(b)(ii)	$[Cu(H_2O)_6]^{2+}$ blue **and** $[CuCl_4]^{2-}$ yellow **OR** yellow / green **OR** green / yellow	1 **1**
1(b)(iii)	tetrahedral	1 **1**
1(b)(iv)	$K_{stab} = [CuCl_4^{2-}] / [Cu(H_2O)_6^{2+}][Cl^-]^4$	1 **1**
1(c)(i)	a species that contains **two lone pairs** that (each) form a co-ordinate / dative bond **OR** are donated (to a metal ion / atom)	1 1 **2**
1(c)(ii)	equilibrium 2 lies more to the RHS / favours forward reaction more	1 **1**
1(d)(i)	**optical**	1 **1**
1(d)(ii)	3D correct for octahedral one correct structure with 3D second correct with 3D	1 1 1

© UCLES 2016

Question	Answer	Mark
		3
1(e)(i)	lone pair receive / accepts a proton / H^+	1 1 **2**
1(e)(ii)	$H_2NCH_2CH_2NH_2 + 2HCl \rightarrow ClH_3NCH_2CH_2NH_3Cl$ **OR** $H_2NCH_2CH_2NH_2 + 2H^+ \rightarrow H_3N^+CH_2CH_2N^+H_3$	 1 **1**
1(f)(i)	amide bond, displayed or –CONH– rest of the molecule with continuation bonds 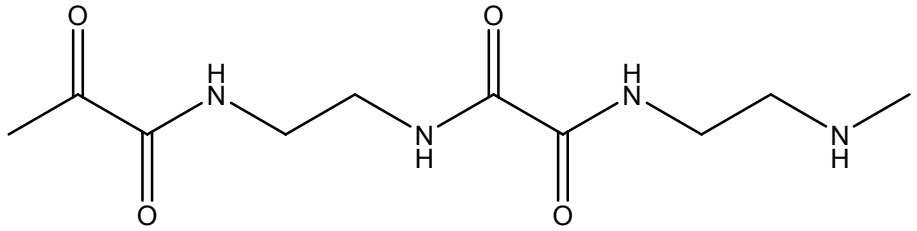	1 1 **2**
1(f)(ii)	condensation / addition – elimination	1 **1**
1(f)(iii)	any named polyalkene / eg polyethene, PVC **allow** Bakelite or Kevlar	1 **1**
	Total:	**20**

© UCLES 2016

Question	Answer	Mark
2(a)	solid remains	1 **1**
2(b)	stability increases (down the group) as size / radius of (metal) **ion / M^{2+}** increases so polarisation / distortion of anion / carbonate ion decreases	1 1 1 **3**
2(c)(i)	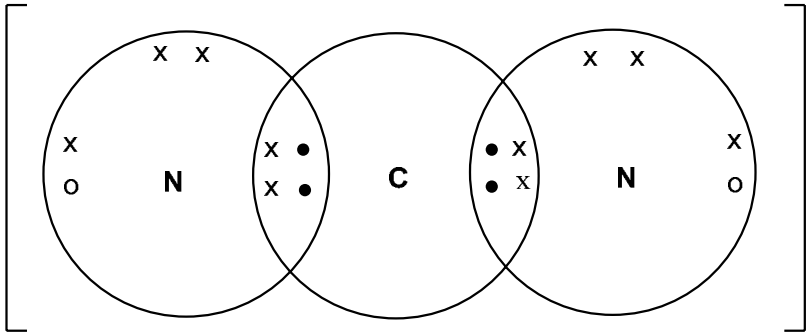	**2**
2(c)(ii)	$CaCN_2 + 3H_2O \rightarrow CaCO_3 + 2NH_3$ $CaCO_3$ correct equation	1 1 **2**
	Total:	**8**

© UCLES 2016

Question	Answer	Mark
3(a)(i)	(entropy) increases / is positive **and** H_2 / gas is formed	1 **1**
3(a)(ii)	(entropy) increases / is positive **and** (KC*l* (aq)) solution has (free) moving / mobile ions / aqueous ions	1 **1**
3(a)(iii)	(entropy) decreases / is negative **and** decrease in **gas**	1 **1**
3(b)(i)	$\Delta S^{\ominus} = 26.9 + 214 - 65.7 = (+)\,175.2\ (J\ K^{-1}\ mol^{-1})$ $\Delta G^{\ominus} = 117 - (298 \times 175.2 / 1000)$ **OR** $\Delta G^{\ominus} = 117\,000 - (298 \times 175.2)$ $\Delta G^{\ominus} = +64.8\ (kJ\,mol^{-1})$	1 1 1 **3**
3(b)(ii)	TΔS is more positive than ΔH / TΔS increases / –TΔS more negative **and** ΔG is negative / decrease / less positive	1 **1**
3(c)	use of $\Delta G = 0$ or $\frac{T\Delta S}{\Delta H} = 1$ $T = 130 / (316 / 1000) =$ **410 / 411 / 412 / 411.4** (K)	1 1 **2**

© UCLES 2016

Question	Answer	Mark
3(d)	hydration enthalpy and lattice energy **both** more endothermic / more positive / less exothermic / less negative (down the group) ΔH_{hyd} decreases more / faster **and** ΔH_{sol} becomes (more) endothermic / (more) positive / less exothermic / less negative	1 1 **2**
	Total:	**11**

Question	Answer	Mark
4(a)	(an element) forming one or more (stable) **ions** or **compounds** or **oxidation states** with **partially filled / incomplete d orbitals**	1 **1**
4(b)(i)	**A** $Co(OH)_2$ **OR** $Co(H_2O)_4(OH)_2$ **B** $[CoCl_4]^{2-}$ **C** $[Co(NH_3)_6]^{2+}$ **OR** $[Co(NH_3)_6]^{3+}$ two correct = 1 mark three correct = 2 marks	**2**
4(b)(ii)	$[Co(H_2O)_6]^{2+}$ pink solution of **B** blue solution of **C** brown/yellow/orange	

© UCLES 2016

Question	Answer	Mark
	two correct = 1 mark three correct = 2 marks	2

© UCLES 2016

Question	Answer	Mark
4(c)	(emf / potential / *E*) of an **electrode OR** a **half-cell** compared to / connected to (**S)HE** which can be called a "hydrogen half-cell" at concentration of 1 mol dm^{-3} **and** pressure of 1 atm (or in Pa) **OR** 298 K	1 1 **2**
4(d)(i)	half-cell / electrode Co^{2+} / Co / Co / cobalt Fe^{3+} / Fe^{2+} / Pt / carbon / graphite	1 **1**
4(d)(ii)	$Co + 2Fe^{3+} \rightarrow Co^{2+} + 2Fe^{2+}$	1 **1**
4(d)(iii)	$E^{\ominus}_{cell} = 0.77 - (-0.28) = (+ \text{or} -)1.05\,(V)$	1 **1**
4(e)(i)	$E_{electrode} = -0.28 + (0.059/2)\log[0.05] =$ **–0.32** / **–0.318** (V)	1 **1**
4(e)(ii)	more positive	1 **1**
4(f)	$4Fe^{3+} + V + H_2O \rightarrow VO^{2+} + 4Fe^{2+} + 2H^+$ VO^{2+} correct equation	1 1

© UCLES 2016

Question	Answer	Mark
		2
	Total:	14

© UCLES 2016

<table>
<tr><th>Question</th><th>Answer</th><th>Mark</th></tr>
<tr><td>5(a)(i)</td><td>$(100/22.1)\times(0.7/1.1)$ or $\frac{100\times0.7}{22.1\times1.1}$ or 2.87 / 2.88 / 2.9
3 carbon atoms</td><td>1
1
2</td></tr>
<tr><td>5(a)(ii)</td><td>$C_3H_6O_3$</td><td>1
1</td></tr>
<tr><td>5(b)</td><td>
<table>
<tr><td>absorption / cm^{-1}</td><td>appearance of the peak</td><td>type of bond</td><td>functional group</td></tr>
<tr><td>3350</td><td>broad and strong</td><td>OH or O–H</td><td>alcohol / ROH</td></tr>
<tr><td>2680</td><td>very broad and strong</td><td>OH or O–H</td><td>(carboxylic) acid / CO_2H</td></tr>
<tr><td>1725</td><td>strong</td><td>C = O</td><td>(carboxylic) acid / CO_2H</td></tr>
</table>
</td><td>2</td></tr>
</table>

© UCLES 2016

<table>
<tr><th>Question</th><th>Answer</th><th>Mark</th></tr>
<tr><td>5(c)(i)</td><td>
<table>
<tr><td>δ/ppm</td><td>type of proton</td><td>relative peak area</td></tr>
<tr><td>1.4</td><td>–CH_3 or –CH_2 or –CH or alkane</td><td>3</td></tr>
<tr><td>3.9</td><td>–OCH or –OCH_2 or –OCH_3 or CH or alkyl next to electronegative atom / oxygen</td><td>1</td></tr>
<tr><td>4.7</td><td>–OH or alcohol</td><td>1</td></tr>
<tr><td>12.9</td><td>–OH or –CO_2H or carboxylic acid</td><td>1</td></tr>
</table>
</td><td>4</td></tr>
<tr><td>5(c)(ii)</td><td>doublet and 1 / one H / proton on neighbouring OR adjacent carbon</td><td>1
1</td></tr>
<tr><td>5(c)(iii)</td><td>4.7 and 12.9 OR –OH and –CO_2H</td><td>1
1</td></tr>
<tr><td>5(c)(iv)</td><td>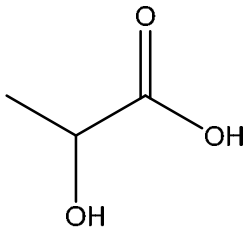</td><td>1
1</td></tr>
<tr><td>5(d)(i)</td><td>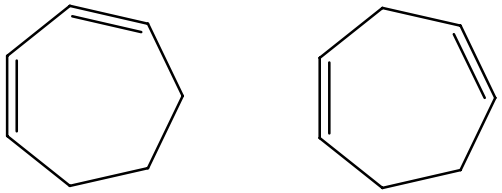 both required for 1 mark</td><td>1
1</td></tr>
</table>

© UCLES 2016

Question	Answer	Mark
5(d)(ii)	<table><tr><th>isomer</th><th>number of peaks</th></tr><tr><td>P</td><td>4</td></tr><tr><td>Q</td><td>4</td></tr></table>	1 1 **2**
	Total:	**15**

Question	Answer	Mark
6(a)	ibuprofen: carboxylic acid / carboxyl paracetamol: phenol and amide any two = 1 mark all three = 2 marks	 **2**
6(b)(i)	(chiral centre is a) carbon **OR** atom that has four different groups / atoms / species attached to it	1 **1**

© UCLES 2016

Question	Answer	Mark
6(b)(ii)	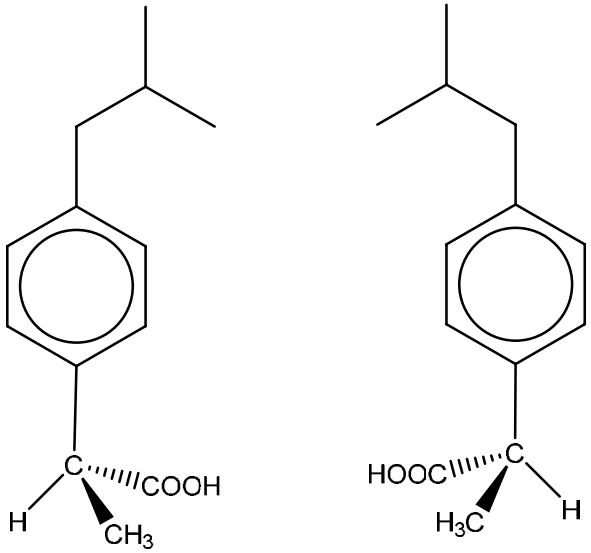 one correct isomer second diagram shows second isomer	1 1 **2**
6(c)	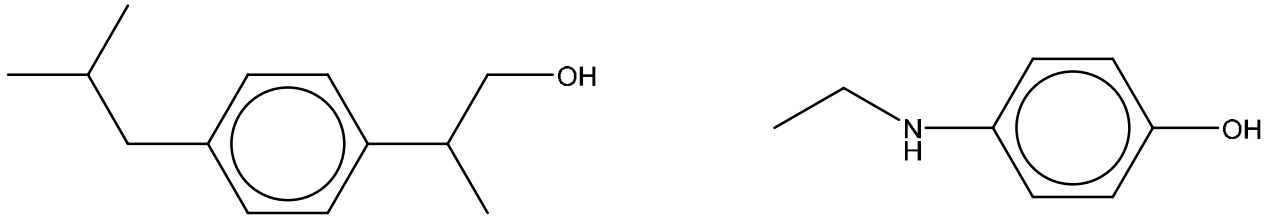 with ibuprofen with paracetamol	1 1 **2**

© UCLES 2016

Question	Answer	Mark
6(d)(i)	(reagent **D**) Na_2CO_3 / any carbonate (reagent **E**) Cl_2 / Br_2	1 1 **2**
6(d)(ii)	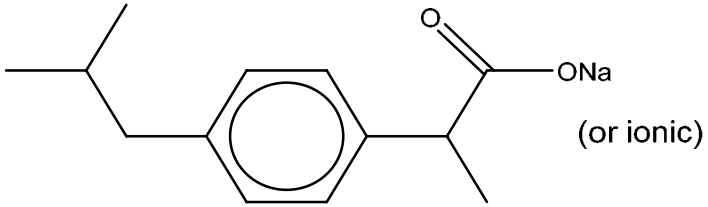 (or ionic)	1 **1**
6(d)(iii)	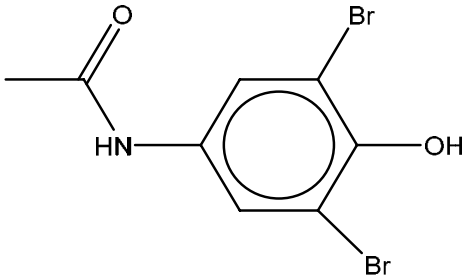	1 **1**
6(e)(i)	$CH_3COCl + AlCl_3 \rightarrow CH_3CO^+ + AlCl_4^-$	1 **1**

© UCLES 2016

Question	Answer	Mark
6(e)(ii)	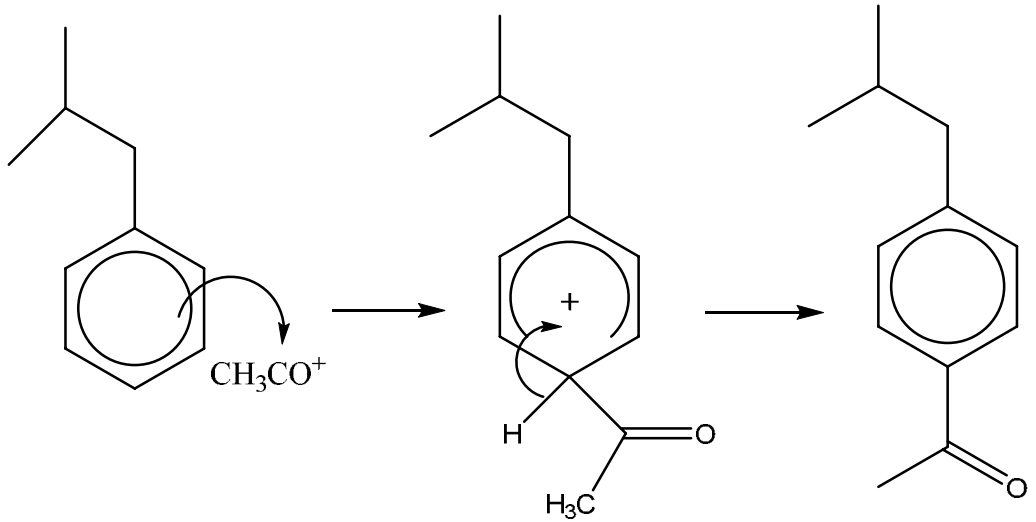	
	curly arrow from ring system to CH_3CO^+	1
	correct intermediate	1
	curly arrow from C–H bond into ring	1
		3
6(e)(iii)	electrophilic substitution	1
		1
	Total:	**16**

© UCLES 2016

Question	Answer	Mark
7(a)	moles of thiosulfate = $0.1 \times 20.8 / 1000 = \mathbf{2.08 \times 10^{-3}}$ moles of $C\mathit{l}O^-$ in $25\,cm^3$ portion = $2.08 \times 10^{-3} / 2 = \mathbf{1.04 \times 10^{-3}}$ (moles of $C\mathit{l}O^-$ in $250\,cm^3 = 1.04 \times 10^{-2}$) concentration of $C\mathit{l}O^- = 1.04 \times 10^{-2} / (10 / 1000) = \mathbf{1.04}$ ($mol\,dm^{-3}$)	1 1 1 **3**
7(b)(i)	starch	1 **1**
7(b)(ii)	blue **OR** black to colourless	1 **1**
7(b)(iii)	towards / close to the end-point of the titration / when the solution goes yellow	1 **1**
7(c)	moles of $O_2 = 82 / 24\,000 = 3.42 \times 10^{-3}$ = moles $C\mathit{l}O^-$ ions concentration of $C\mathit{l}O^- = 3.42 \times 10^{-3} / (5 / 1000) = \mathbf{0.68 / 0.683 / 0.684}$ ($mol\,dm^{-3}$)	1 1 **2**
7(d)(i)	$K_c = \dfrac{[C_3H_3N_3O_3][HC\mathit{l}O_3]^3}{[C_3C\mathit{l}_3N_3O_3][H_20]^3}$	1 **1**
7(d)(ii)	(position of eqm) moves to the right / forward reaction predominates / more $HC\mathit{l}O$ made (as [$HC\mathit{l}O$] decreases) no effect on K_c	1 1 **2**

© UCLES 2016

Question	Answer	Mark
7(d)(iii)	$2HClO \rightarrow 2HCl + O_2$ **OR** $2HClO \rightarrow H_2 + Cl_2 + O_2$	1 **1**
7(e)(i)	addition of acid: $H^+ + HCO_3^- \rightarrow H_2CO_3$ **OR** $H^+ + HCO_3^- \rightarrow H_2O + CO_2$ addition of base: $OH^- + H_2CO_3 \rightarrow HCO_3^- + H_2O$ **OR** $H^+ + OH^- \rightarrow H_2O$ **and** position of eqm moves to the right **OR** $OH^- + HCO_3^- \rightarrow CO_3^{2-} + H_2O$	1 1 **2**
7(e)(ii)	$K_a = ([H^+][HCO_3^-] / [H_2CO_3])$ $[H^+] = (7.94 \times 10^{-7}) \times 1 / 9.5 = 8.36 \times 10^{-8}$ $pH = -\log[H^+] =$ **7.08**	 1 1 **2**
	Total:	**16**

© UCLES 2016